

## Float Switch 7030 (without mercury)

### General



The float switches 7030 belongs to a generation of float switches where the mercury switches have been replaced with up-to-date environment friendly materials.

Because float switches are often used in environmental engineering systems such as pumping stations and sewage plants, it is very important that the switches do not contain mercury.

When used for control or alarm in pumping stations, the float switches can be easily damaged during the replacement of pump and other machinery.

### Special features

- Float switches **without mercury!**
- The float switch is made of polypropylene, an environment friendly and strong material.
- Electro-mechanical contact system.
- The electro mechanical contact system with a voltage-free switch can withstand loads up to 16A allowing a motor starter to be connected directly.

### Function

The float switches 7030 are supplied with an electro-mechanical contact system. In the float switch with electromechanical system a hermetically sealed micro-switch is built in, which is activated by a moving weight. The weight activates the micro-switch, when

the float switch 7030 changes its position in the water. As accessories a counterweight can be delivered, the counterweight ensures that the 7030 is always drowned, and it makes the bend of the cable less sharp.

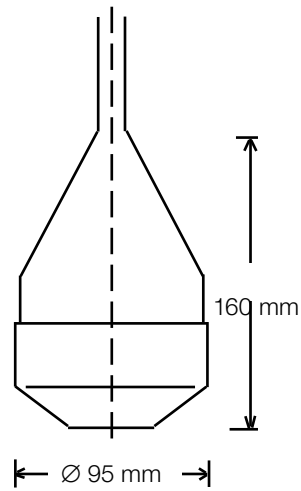
### Specifications

Float Switch 7030	
Part no.	202810
Contact system	Mechanical
Output	Change-over contact
Max. load	AC: 250V / 16A DC: 220V / 0,5A    24V / 16A
Voltage	Max. 250V AC
Temperature	- 20 ... + 60 °C
Dimension	Dia. 95 mm x 160 mm
Housing	Polypropylene
Enclosure	IP68
Cable (part no. 691020)	Oil resistant PVC insulation, 3 x 1 mm <sup>2</sup> , dia. 8 mm x 12 m, PVC
CE approvals	EN61000-6-1, EN61000-6-3
<i>Counterweight (accessories)</i>	
Part no.	560917
Coating	Polypropylene
Dimensions	Dia. 55 mm x 100 mm

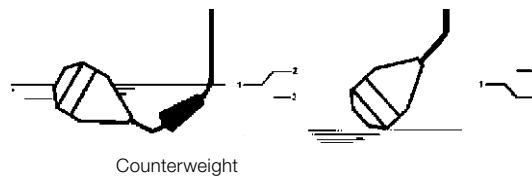
Float Switch 7030



Dimensions



Connection



## Conductivity Level Switch 501

### General

The Conductivity Level Switch type 501 is a simple and price competitive system for the control of levels. The system includes a transmitter for DIN-rail mounting and various level electrodes.

### Special Features

- Price competitive and reliable system for the control of level in conductive liquids.
- The amplifier is easy to mount on a DIN-rail.
- The electrodes are delivered for suspension in cable and for mounting with 1" thread.
- For mounting a special bracket is available, which can be mounted directly on the wall or in combination with MJK modular fittings.



### Function

The transmitter generates an alternating voltage applied to the electrodes. When the liquid connects the electrodes, the current running between these is amplified and the output relay is activated. Two electrodes can be connected to the unit for the detection of one level, or three electrodes can be con-

nected for the detection of two levels; one for start and one for stop. In cases where the liquid is in a conductive tank or where e.g. a metal pipe is in constant contact with the liquid, it is only necessary to use one respectively two electrodes.

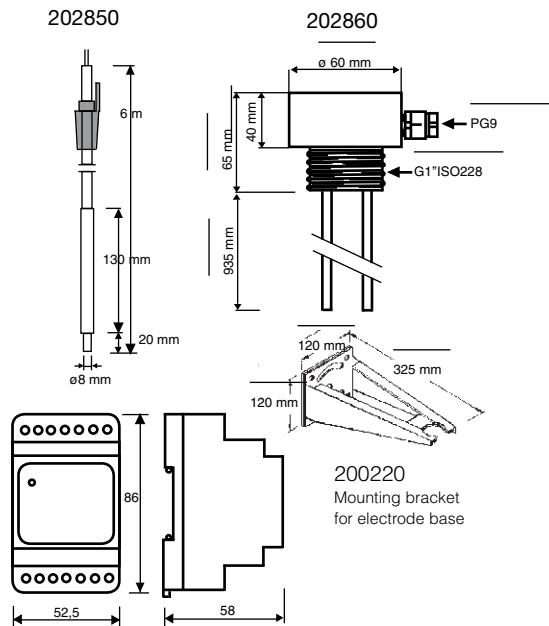
### Specifications

Conductivity Level Switch type 501			
Part numbers	202820 (230 V AC), 209820 (115 V AC)		
Dimensions	86 x 52,5 x 58 mm (hxwxd)		
Mounting	On DIN-rail		
Supply	115/230 V AC $\pm 10\%$ , app. 4VA		
Temperature range	- 20 ... +60 °C		
Materials	Cover: Lexan(Grey) Bottom: Noryl(Black)		
CE approvals	EN61000-6-1, EN61000-6-3		
Enclosure	IP22		
Input	From level electrodes		
Sensitivity	Min.: 100 mA    Max.: 1mA		
Relay output	Voltage-free switch, max. 250V, 4A resistive, 1A inductive		
<i>Electrodes</i>			
Part no	202850	202860	202865
Description	Single electrode	Electrode base with 1 electrode rod (max. 3 electrode rods)	Additional rod for 202860
Mounting	Suspended in cable with 1" thread	Mounted with M5 thread	Mounted in base
Length	150 mm	1000 mm	975 mm
Materials	AISI 316	POM / AISI 316	AISI 316
Cable	6 m	None	None

Electrode Control 501

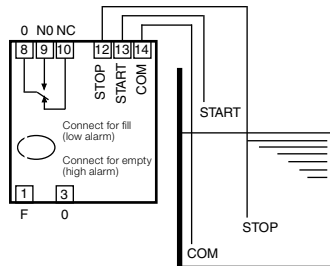


Dimensions



Connection

As standard delivered for control of pumping out. In case of pumping in, change the soldering bridge and use terminal 12 for stop and 13 for start.



Distributed by:

MJK offices

Denmark  
[www.mjk.dk](http://www.mjk.dk)  
[mjk@mjk.dk](mailto:mjk@mjk.dk)  
 +45 45 56 06 56  
 Norway  
[www.mjk.no](http://www.mjk.no)  
[mjk@mjk.no](mailto:mjk@mjk.no)  
 +47 69 20 60 70

The Netherlands  
[www.mjk.com](http://www.mjk.com)  
[mjknl@mjk.com](mailto:mjknl@mjk.com)  
 +31 251 672171  
 Sweden  
[www.mjk.se](http://www.mjk.se)  
[kontoret@mjk.se](mailto:kontoret@mjk.se)  
 +46 53 31 77 50

North America  
[www.mjk.com](http://www.mjk.com)  
[mjkusa@mjk.com](mailto:mjkusa@mjk.com)  
 +1 847 482 8655  
 Australia  
[www.mjk.com](http://www.mjk.com)  
[mjk@mjk.com](mailto:mjk@mjk.com)  
 +61 3 9755 1529